



# North Terminal Project Update

September 15, 2016

# North Terminal Project

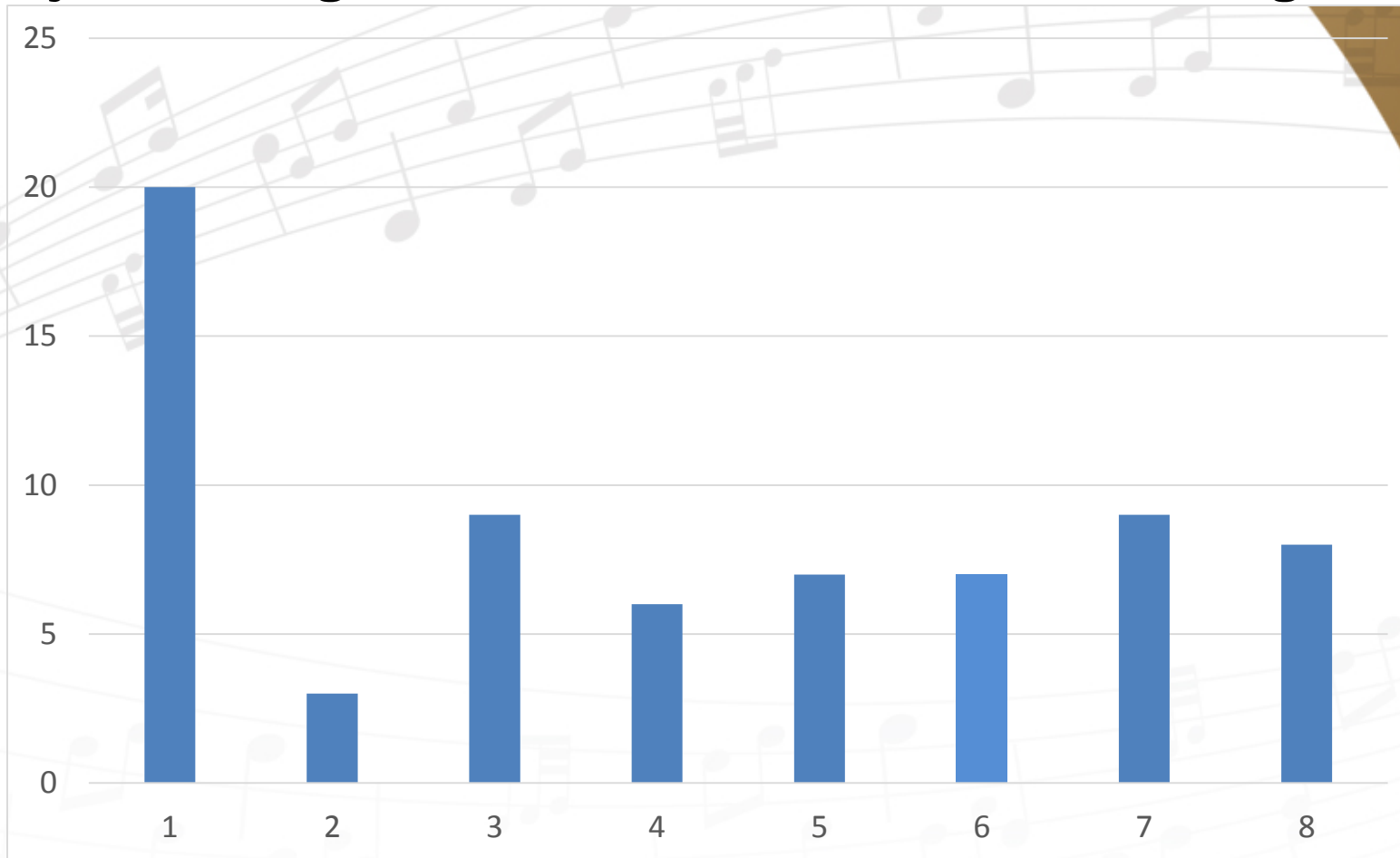
## Project Components

| Project                    | Status                | NTP Date        | Completion Date |
|----------------------------|-----------------------|-----------------|-----------------|
| Pump Station               | Construction          | Jan, 2016       | July, 2017      |
| NAVAIDs – ASR/LLWAS        | Construction          | Feb, 2016       | Sept, 2016      |
| NAVAIDs – RTR Relocation   | Construction          | June, 2016      | Dec, 2017       |
| NAVAIDs – Cable Loop       | Construction          | Jan, 2016       | Aug, 2016       |
| North Terminal             | Construction          | Jan, 2016       | Oct, 2018       |
| Southside Demo and Remodel | Design                | Jan, 2019       | Jun, 2020       |
| Terminal Access Road*      | Design                | June 2015       | Dec, 2016       |
| Hydrant Fueling*           | 100% Design in review | TBD by airlines | Oct, 2018       |

\* third party project

# North Terminal Program

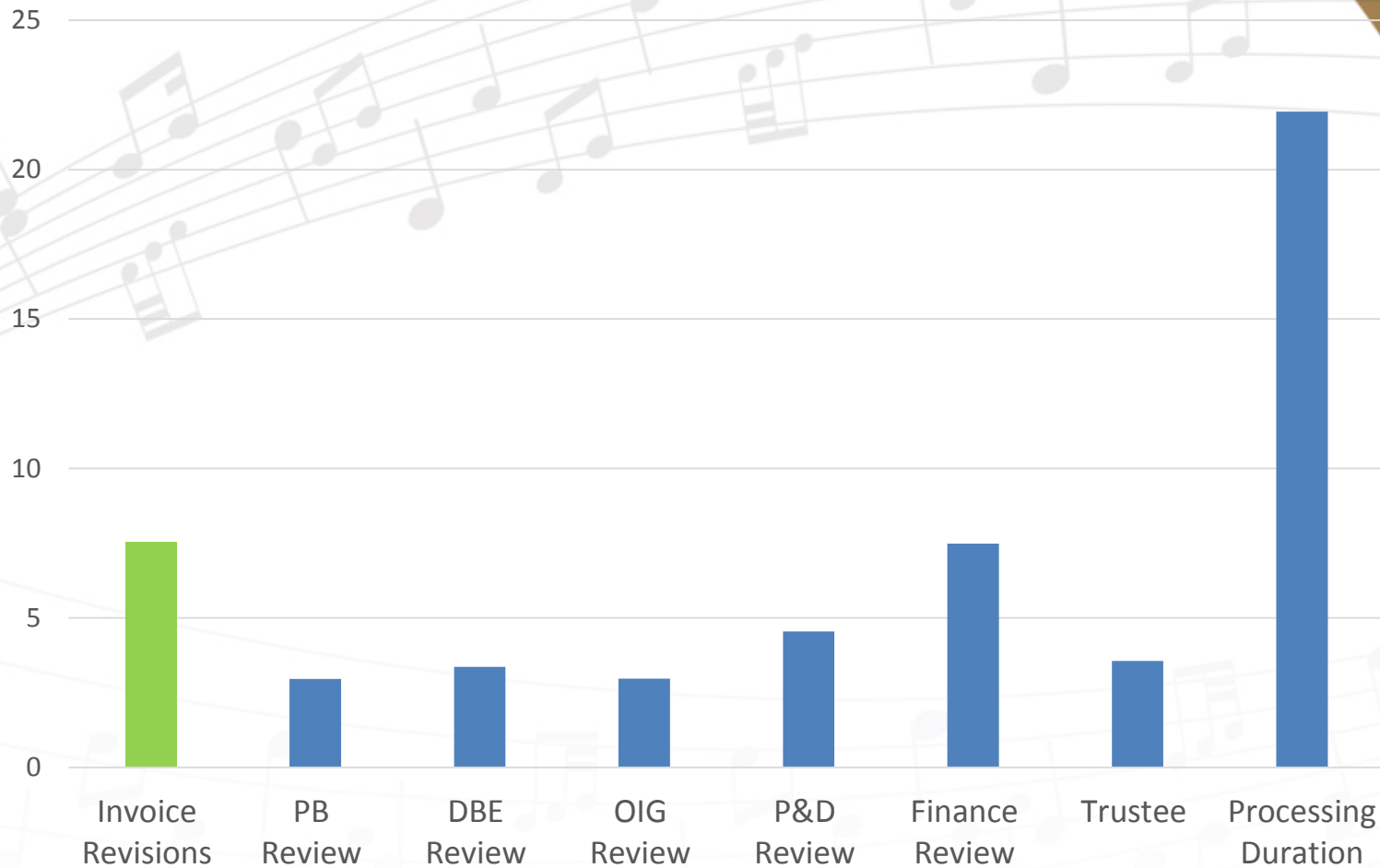
## Project Management – CMAR Invoice Processing Duration



- 20 day process duration requirement met ✓
- 8.6 day average

# North Terminal Program

## Project Management – Invoice Processing Duration



- **30 day process duration requirement met** ✓

- **22 day average**

# North Terminal Project

## September Activities

- North Terminal
  - Surcharge and wick drain operations continue
  - Pile manufacturing and pile driving continue
  - Foundation work continues
  - Airline Steering Committee Meetings – September 13 and 27
- Enabling Projects
  - Storm Water Pump Station
    - Concrete piles nearly completed
    - Controls building erected, interiors being installed
    - Pump Station coming out of the ground
  - NAVAIDs
    - ASR/LLWAS
      - Tower erection nearly complete
    - RTR
      - Site Cleared
      - Piles being driven

# North Terminal Project

## Aerial August 1, 2016



# North Terminal Project

## Aerial August 31, 2016



# North Terminal Project

## CMAR Construction Activities

### Current Activities

- Continuing to bring sand in – 1,200,000 cubic yards to date
- Wicks installed – 12M linear feet installed
- Pile driving continues– 2500 piles driven
- Millings and concrete demo and removal
- CMAR Staffing numbers – 380 on site
- Interiors Packages descoping

### 3 Week Look Ahead

- Surcharge and wick drain installation
- Pile driving
- Pile Caps and Grade Beams
- Curtain Wall, Structural Steel, Reinforcing, Site Surcharge and Wick, Structural Concrete, SWPPP, ETC.





**World Class Airport  
for a  
World Class City**

A decorative background featuring a musical staff with various notes and rests, set against a light brown gradient. The staff is curved and occupies the upper portion of the slide.

# **New Orleans International Airport North Terminal Project**

## **Summary DBE Compliance Update**

Philistine Ferrand  
DBE Liaison Officer  
Disadvantaged Business Enterprise Office

August 2016

# North Terminal Project

## Overall DBE Attainment

| Project                 | Total DBE Pmts Reported | Current DBE Participation |
|-------------------------|-------------------------|---------------------------|
| Construction            | \$10.7M                 | 22.85%                    |
| ASR-9                   | \$1.0M                  | 35.20%                    |
| Stormwater Pump Station | \$501K                  | 8.48%                     |
| <b>SUBTOTALS</b>        | <b>\$12.2M</b>          | <b>21.96%</b>             |

# North Terminal Project

## Current DBE Attainment

| Project              | Total DBE Pmts Reported | Current DBE Participation |
|----------------------|-------------------------|---------------------------|
| <b>Construction</b>  |                         |                           |
| Hunt Gibbs Boh Metro | \$10.7M                 | *22.85%                   |
| EFT Diversified      | \$ 131,634              |                           |
| Transport Svcs of LA | \$ 179,827              |                           |
| Square Button        | \$ 154,671              |                           |
| Mauricio & Sons      | \$ 149,360              |                           |
| Balthazar Electriks  | \$ 89,183               |                           |
| Three C's            | \$ 5,741,984            |                           |
| CDW Services, LLC    | \$ 379,152              |                           |
| Metro Service Group  | \$ 2,914,204            |                           |
| Gallagher Security   | \$ 11,905               |                           |
| Metro Service Group  | \$ 765,891              |                           |
| Chaves & Associates  | \$ 108,228              |                           |
| K-Belle Consultants  | \$ 73,102               |                           |

\*Some subcontractors are participating as Suppliers; 60% participation towards goal.

# North Terminal Project

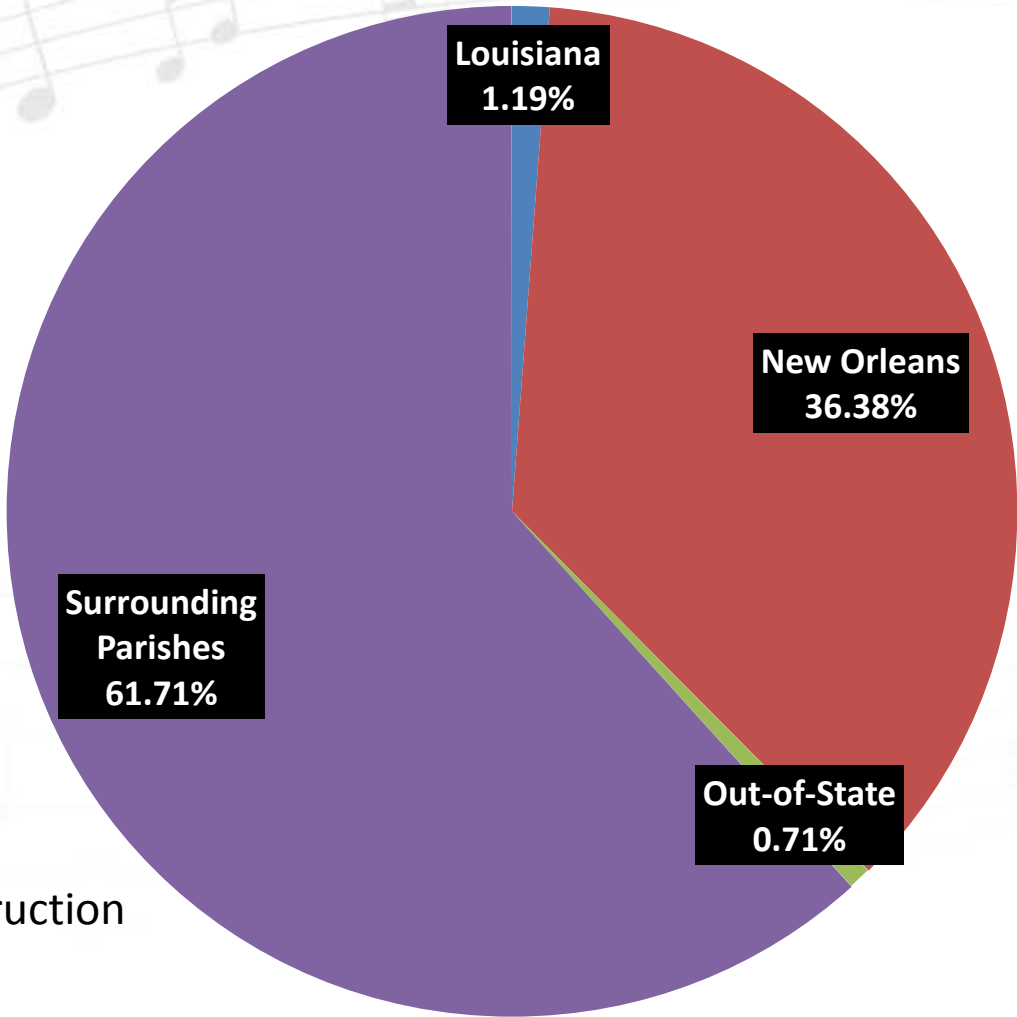
## Current DBE Attainment

| Project                        | Total DBE Pmts Reported | Current DBE Participation |
|--------------------------------|-------------------------|---------------------------|
| <b>ASR-9</b>                   |                         |                           |
| Cycle Construction             | \$1.0M                  | 35.20%                    |
| K-Belle Consultants            | \$ 1,020,177            |                           |
| Three C's Properties           | \$ 7,413                |                           |
| Contractor's Source            | \$ 0                    |                           |
| <b>Stormwater Pump Station</b> |                         |                           |
| M.R. Pittman                   | \$501K                  | 8.48%                     |
| BETA Testing & Inspection      | \$ 7,749                |                           |
| Baker Ready Mix                | \$ 47,139               |                           |
| Malone Electrical Services     | \$ 447,095              |                           |
| <b>SUBTOTALS</b>               | <b>\$12.2M</b>          | <b>21.96%</b>             |

# North Terminal Project

## Current DBE Attainment

DBE Participation by Location

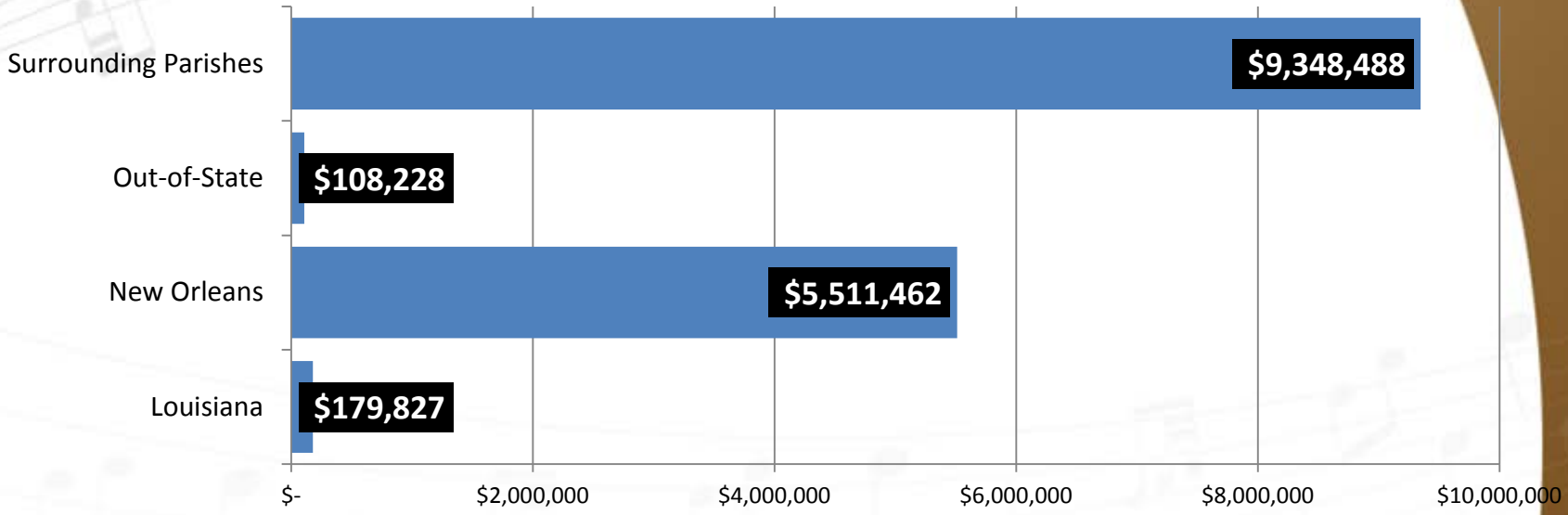


North Terminal Construction  
Storm Pump Station  
ASR-9

# North Terminal Project

## Current DBE Attainment

### DBE Participation by Location

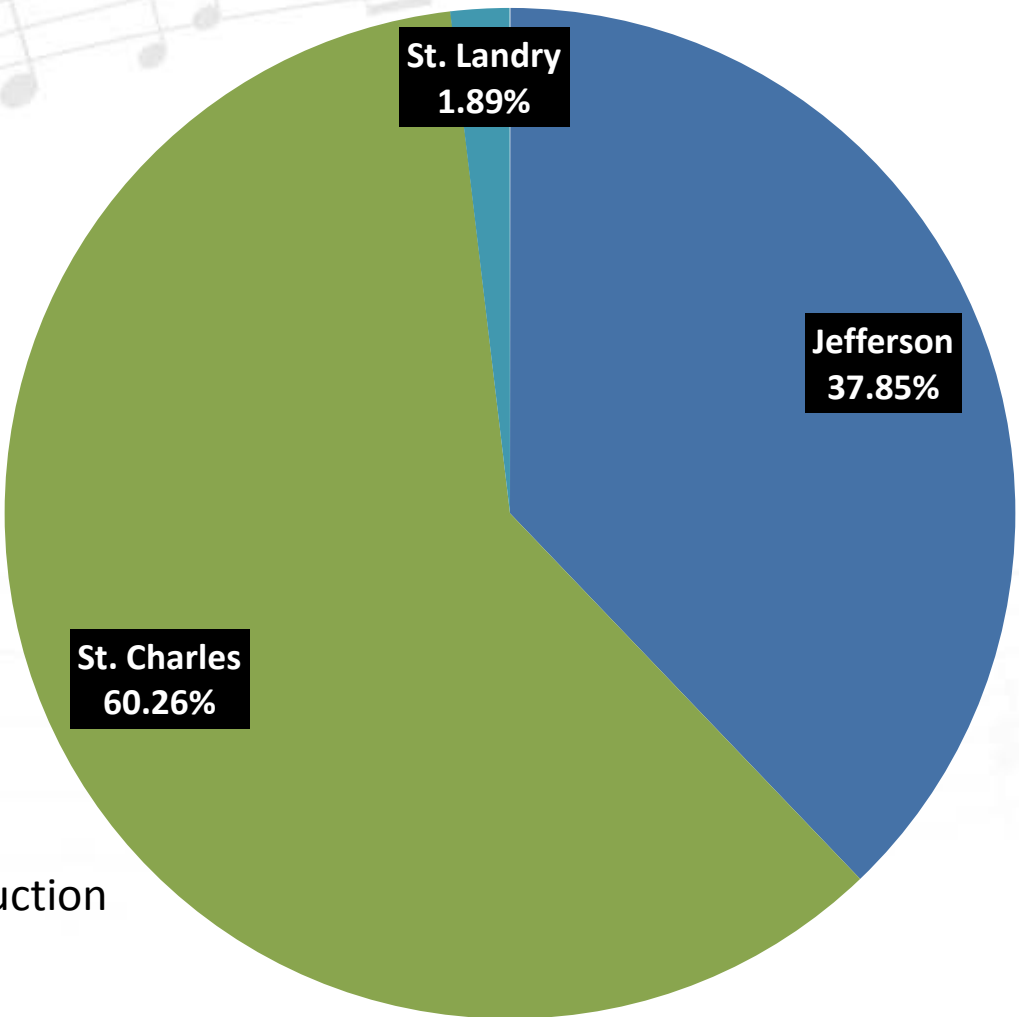


North Terminal Construction  
Storm Pump Station  
ASR-9

# North Terminal Project

## Current DBE Attainment

DBE Participation by Parishes Outside of Orleans



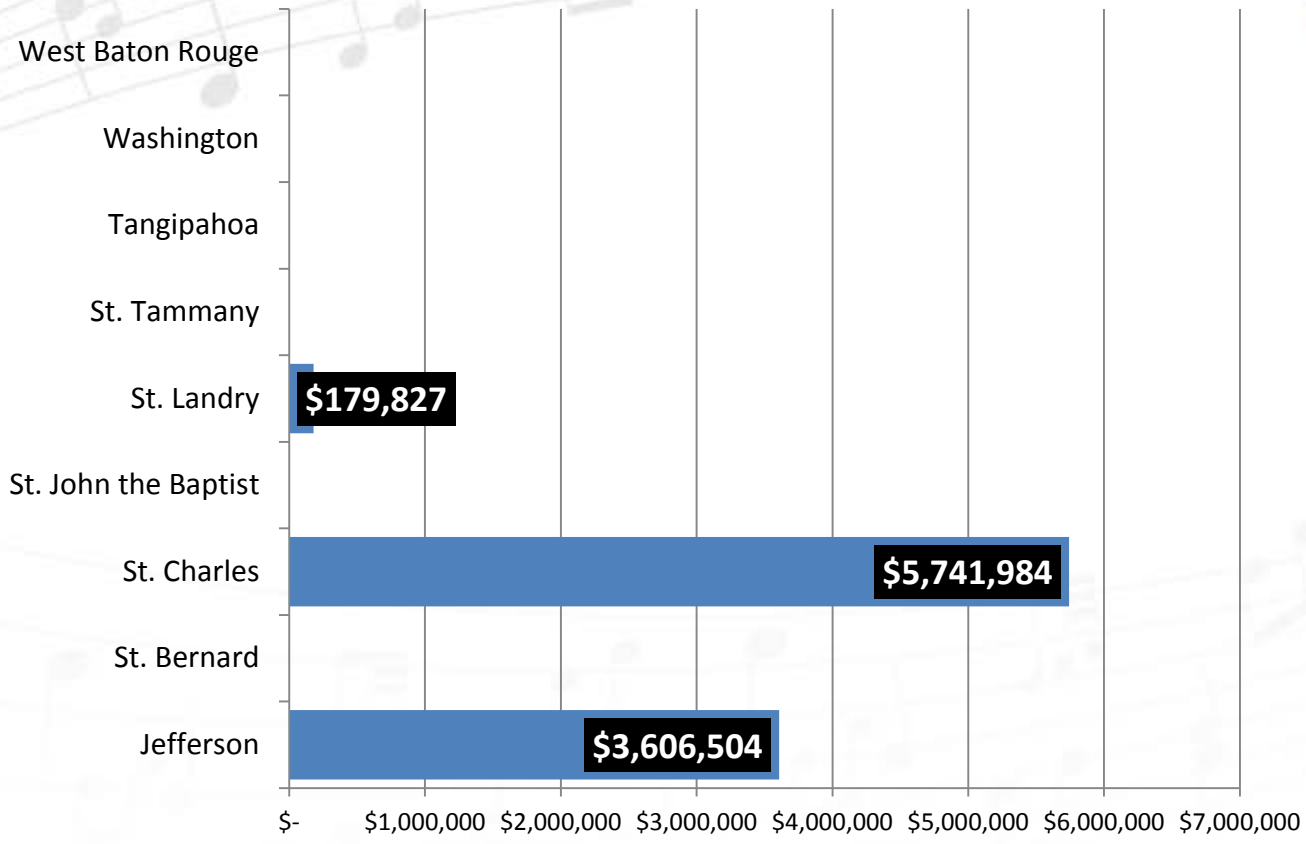
North Terminal Construction  
Storm Pump Station  
ASR-9



# North Terminal Project

## Current DBE Attainment

### DBE Participation by Parishes Outside of Orleans



North Terminal Construction  
Storm Pump Station  
ASR-9

# North Terminal Project

Questions. Comments. Concerns. Notes.

